

# CEDAR POINT ELEMENTARY SCHOOL



# TECHNOLOGY RESOURCES

## CEDAR POINT DEVICE LOGIN CREDENTIALS

### Username

.\pwcsstudent

### Password

pwc\$stud3nt




## PARENTVUE

### View Assignments and Grades

- Get an Activation Code from Sheryl Sisk (siskss@pwcs.edu).
- To login or activate an account, visit: [parentvue.pwcs.edu](https://parentvue.pwcs.edu)
- To activate an account, click on "More Options".
- Select "Activate Account"
- Follow the prompts.

# INSTRUCTIONAL TECHNOLOGY COACH (ITC)



Sandra Cahill  
[cahillsj@pwcs.edu](mailto:cahillsj@pwcs.edu)

## PWCS HELPDESK

[pwcshelpdesk@pwcs.edu](mailto:pwcshelpdesk@pwcs.edu)  
703-791-8826

# OFFICE 365

Students start each day by logging into Canvas homeroom

Go to:

- [Cedar Point Website](https://cedarpointes.pwcs.edu)  
<https://cedarpointes.pwcs.edu>
- Scroll half way down
- Click on the Office 365 icon



- Login: [username@pwcs-edu.org](mailto:username@pwcs-edu.org)
- Enter your password
- To access Canvas (homeroom) or Clever (Programs) click the "waffle".
- Scroll down
- Click on "All Apps"



If a student does not know their email address, please look in ParentVue.



## CANVAS

To enter your homeroom from the waffle, click on Canvas.



## CLEVER

To access programs from the waffle, click on Clever.



# CANVAS

## Canvas Parent App For Android or IOS

### Step 1:

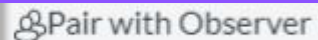
- Download the Canvas Parent app.
- Find your school: **Prince William County Public Schools - Parents**

### Step 2:

- Create Account
- Fill in the required information.
- Agree to the terms.
- Click "Start Participating"


### Step 3: Get Pair with Observer Code (Observer code is needed in Step 2.)

- Open your child's Canvas account.
- Go to Account then Settings.
- Click Pair with Observer button.



- Copy the code.

For parents with 2 or more children:

- Click on the 3 horizontal lines. 
- Click "Manage Student".
- Click the + sign.
- Add the code received in Step 3.



Password Reset

# PASSWORD RESET

- Visit Cedar Point Elementary
- Scroll half way down and click on Password Reset Icon.



You will need to know:

- username
- student id #
- birthday



## USEFUL LINKS

[Office 365](https://cedarpointes.pwcs.edu)  
[Office365.pwcs.edu](https://cedarpointes.pwcs.edu)

[Clever](https://cedarpointes.pwcs.edu)  
[Clever.pwcs.edu](https://cedarpointes.pwcs.edu)

[Canvas](https://cedarpointes.pwcs.edu)  
[Canvas.pwcs.edu](https://cedarpointes.pwcs.edu)

[PWCS Parents](https://cedarpointes.pwcs.edu)  
[https://Pwcs.edu/parents](https://cedarpointes.pwcs.edu)

[Cedar Point Parents](https://cedarpointes.pwcs.edu)  
[https://cedarpointes.pwcs.edu/parents](https://cedarpointes.pwcs.edu)

